

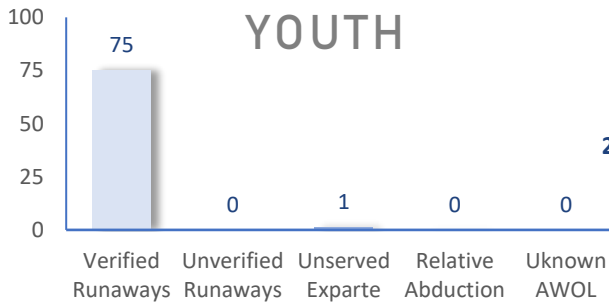
The following statistics show the status and demographics of absent Kansas foster youth and track DCF's successful recovery efforts.

## RECOVERED YOUTH

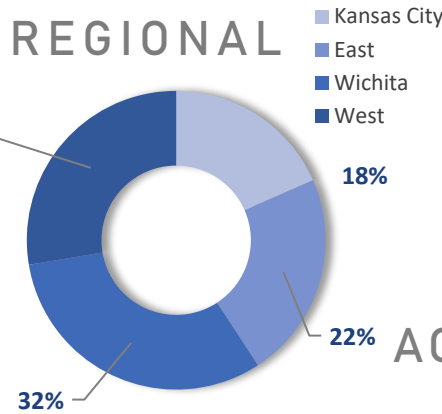


\*A youth may be recovered more than once per month.

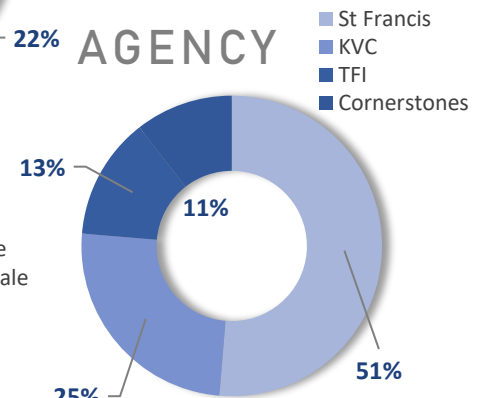
## CURRENT AWOL YOUTH



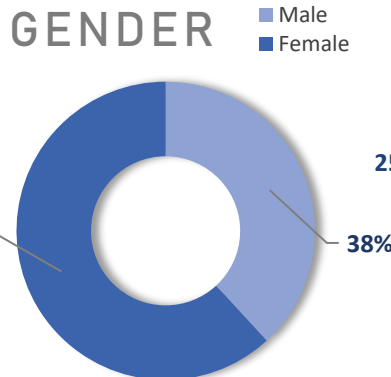
## REGIONAL



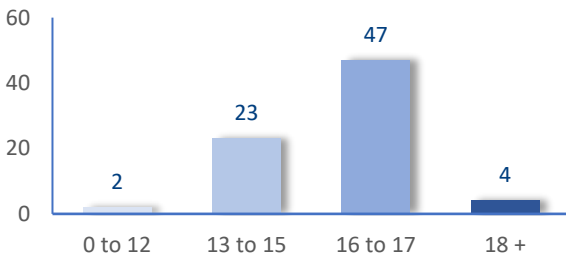
## AGENCY



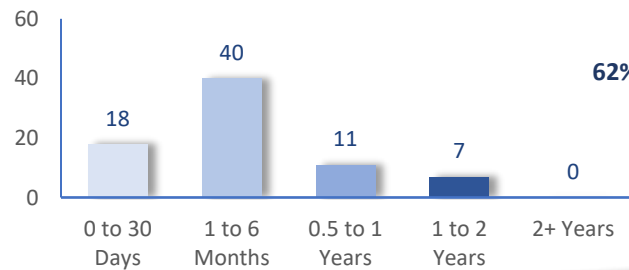
## GENDER



## AGE



## TIME



## DAILY AWOL YOUTH

# 2024

October		November		December		January	
DATE	# AWOL	DATE	# AWOL	DATE	# AWOL	DATE	# AWOL
2	82	1	83	1	81	2	79
3	81	2	83	4	81	3	76
4	82	3	76	5	83	4	
5	81	6	77	6	83	5	
6	78	7	77	7	84	8	
9	77	8	77	8	84	9	
10	77	9	79	11	84	10	
11	75	13	80	12	84	11	
12	78	14	82	13	84	12	
13	78	15	85	14	84	15	
16	75	16	80	15	81	16	
17	76	17	79	18	81	17	
18	77	20	82	19	85	18	
19	78	21	82	20	82	19	
20	73	22	82	21	84	22	
23	75	27	82	22	79	23	
24	76	28	84	26	80	24	
25	77	29	85	27	81	25	
26	77	30	84	28	82	26	
27	78			29	80	29	
30	75					30	
31	78					31	